

NW HOME & YARD

# IDEA BOOK

RETAINING  
WALLS

Walls & Steps  
Terraced Planters  
Raised Garden Beds  
Tree Rings





At Mutual Materials, we are proud of what we do and are inspired to see our products chosen by professionals to build communities. Our products build beauty that lasts through hospitals, schools, stadiums, businesses, family homes, public parks, and backyards. Mutual Materials has long served a professional network of architects, interior designers, builders, masons, and landscape design professionals. Today we also serve residential homeowners, both through our professional networks and through our retail branch locations.



**Kendall Anderegg**  
*President, Mutual Materials*

### **A Message from our President**

Have you ever spent time looking at your local sports stadium, or your child’s school, or even your neighbor’s backyard and wondered where the products come from that put it all together? Well, that’s what Mutual Materials does – we have been part of building beauty that lasts over one hundred years. Since 1900, we have been providing masonry and hardscape products to customers in the Pacific Northwest to help them create inviting communities that stand the test of time. Our products are used to create schools, stadiums, public landscapes, business parks, family homes and gardens, and much more.

Mutual Materials is also a family business and we locally manufacture the products we sell. From humble beginnings with one brick plant in 1900, we have grown today into a major regional employer operating more than 10 manufacturing plants and 16 branch offices across Washington, Oregon, Idaho, Montana, and British Columbia.

Our Idea Book for Retaining Walls has photos from real homes and yards across the Pacific Northwest. In the back, you will find all of our product styles, shapes, sizes and colors of retaining wall block to help you design your own custom project. You can also find more product details, installation instructions, online shopping and store locations online at [www.mutualmaterials.com](http://www.mutualmaterials.com).

On behalf of the team here at Mutual Materials, we appreciate our customers and thank you for considering our products to build your home and yard improvement projects.

Sincerely,

**Kendall Anderegg**  
*President, Mutual Materials*





# RETAINING WALLS

From terraced hillsides and raised garden beds, to stairs, fire pits, and outdoor living areas, retaining walls can define spaces and enhance your home's curb appeal. Our concrete retaining wall blocks come in a wide range of shapes and colors to suit your personal style and landscape features.


## OUTDOOR LIVING TRENDS

Many designers are now using retaining walls to convert hillsides into usable space, adding seating walls, or creating vertical gardens. There has been an increase the choices of textures and colors, getting away from basic grays and browns, and moving into color blends and tumbled blocks. Segmental retaining walls can still be functional while having visual appeal.

In addition to considering the function, look, and budget, you will also want to think about who is installing the retaining wall. Some blocks can exceed 100 lbs. and if your project requires a lot of soil retention, a contractor may be better suited to handle the job.

## SOPHISTICATED LANDSCAPE DESIGN

- ManorStone® offers the versatility and ease-of-use that makes them the ideal landscaping product for terraces, stairs, and gravity walls.
- For a wall with a more weathered appearance, Roman Cypress™ is popular for its functionality and its compatibility with our coping units for caps.
- Due to both its tumbled look and the smaller sized units, RomanStack® is one of our most popular retaining wall blocks, especially for gardens and seating walls.
- CornerStone® is designed for use in either gravity walls or mechanically stabilized, geogrid-reinforced soil retention systems.



Retaining Wall and Steps: CypressStone® in Cascade Blend with Caps.









1. Retaining Wall: Roman Cypress™  
in Rustic Blend with Caps.
2. Retaining Wall: CornerStone® Radius Face in Gray  
with Caps; Steps: CornerStone® Flat Face in Gray.
3. Retaining Walls: ManorStone® in Northwest Blend.







1. Terraced Planter: Roman Cypress™ in Cascade Blend with Caps.
2. Upper Wall: TuscanStone® in Harvest Blend with Caps;  
Retaining Wall: CornerStone® in Gray with ManorStone® Caps in Gray.
3. Retaining Wall: ManorStone® in Northwest Blend;  
Column: Cultured Stone® Country Ledgestone in Skyline.









Shop for Mutual Materials products online at [store.mutualmaterials.com!](https://store.mutualmaterials.com)





1. Retaining Wall: CypressStone® in Cascade Blend.
2. Tree Ring Planter: RomanStack® in Summit Blend.
3. Retaining Wall: RomanStack® in Cascade Blend.





1. Retaining Walls and Steps: ManorStone® in Rustic Blend.
2. Planters: Ground Face Concrete Masonry Units in Charcoal.
3. Retaining Walls: ManorStone® in Northwest Blend.







# RETAINING WALLS

## PRODUCT GUIDE CONTENTS

*The following pages list the wide range of styles, sizes and colors of our retaining wall products.*

*For more product information, project ideas and inspiration, and other resources, visit our website at [www.MutualMaterials.com](http://www.MutualMaterials.com).*

RomanStack® .....	14
Roman Cypress.....	14
Architextures™ .....	15
CornerStone® .....	15
CypressStone™ .....	16
ManorStone® .....	16
Frequently Asked Questions .....	17
Project Worksheets .....	18–19



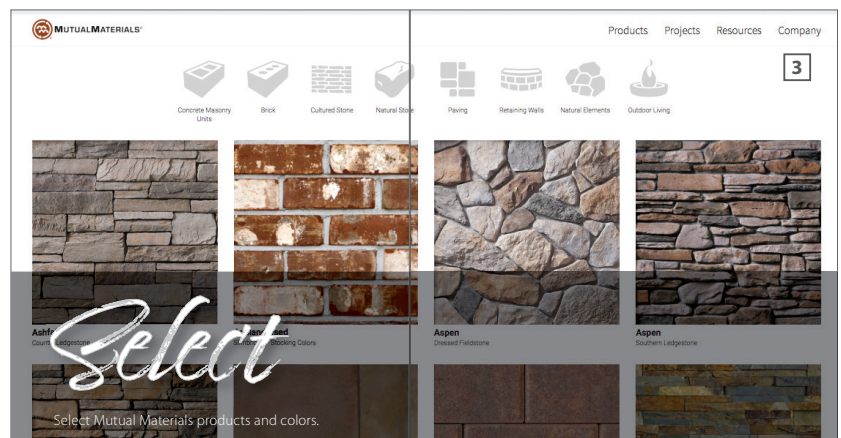
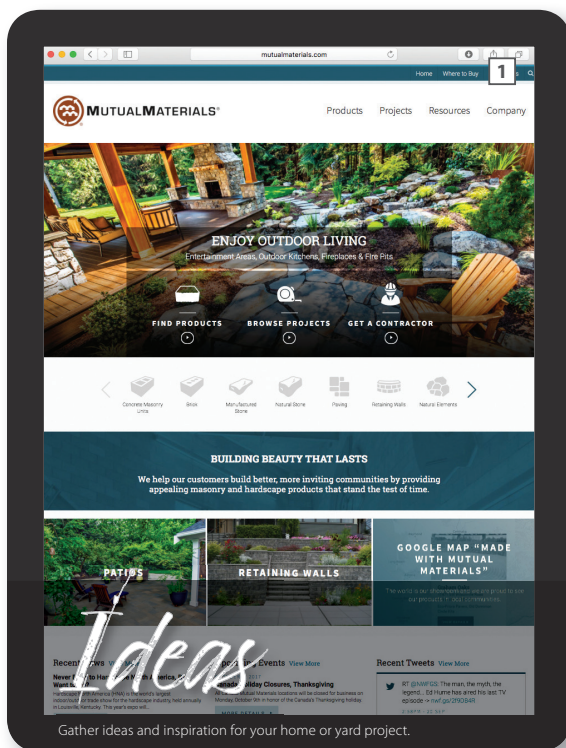


# BRING YOUR VISION TO LIFE

From ideas and inspiration, to product selection, then finding installation professionals, Mutual Materials is here to help our customers build beauty that lasts in their homes and yards.

## Professional Services

- As a manufacturer, Mutual Materials does not offer design or installation services directly, but we know who does. Our professional network includes architects, designers, builders, and landscape professionals.
- Our Contractor Connect Program matches your project with multiple contractors. You work directly with the company of your choice. Call Contractor Connect at 1-800-548-8452.





# ROMANSTACK®



FIRE PITS




PLANTERS




RETAINING WALLS


## 4 x 8 Cap




## 4 x 12 Cap




## 4 x 8 Unit




## 4 x 12 Unit



## Jumbo Unit



## 90° Corner Unit



# ROMAN CYPRESS™



PLANTERS




RETAINING WALLS




STAIRS


## Tapered Unit




## Corner Unit



## Revers-a-Cap\*



## Coping Unit\*




CASCADE BLEND




RUSTIC BLEND



HARVEST BLEND




HARVEST BLEND




SUMMIT BLEND



RUSTIC BLEND



NORTHWEST BLEND



SUMMIT BLEND



# TUSCANSTONE™



BENCHES



FIRE PITS




PATIOS




FOUNTAINS


## 4" Unit



## 8" Unit



## 12" Unit



# MANORSTONE®



TERRACES




PLANTERS




RETAINING WALLS


## Flat Face Straight Sided




## Flat Face Tapered



## Radius Face Tapered




## Flat Face Cap Tapered†



† Flat Face Cap Tapered is also available in Charcoal.

## Corner\*\*




\*\* Corners are available with Straight Sides and Flat Face only.




CHARCOAL




GRAY




RUSTIC BLEND




HARVEST BLEND



KHAKI



SUMMIT BLEND



SUMMIT BLEND



NORTHWEST BLEND



# CYPRESSSTONE™



TERRACES



PLANTERS




RETAINING WALLS


## Tapered Unit




## Corner Unit




## Revers-a-Cap\*




## Coping Unit\*




\* Revers-a-Cap and Coping Unit are also available in Charcoal. CypressStone units are pre-split.




Cascade Blend



Harvest Blend



Rustic Blend



SUMMIT BLEND

# CORNERSTONE®



TERRACES




PLANTERS




RETAINING WALLS


## Radius Face 50 Cap\*




## Flat Face 50 Cap\*




## Radius Face 100 - New Shape




## Flat Face 100 - New Shape




## Radius Face 100 Cap




## Flat Face 100 Cap




## Radius Face 200



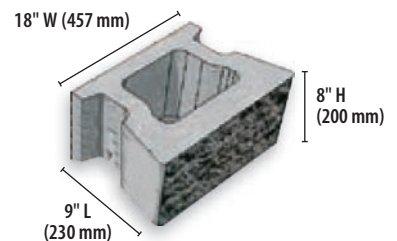
## Flat Face 200




## Flat Face 100 Corner\*\*




## CornerStone® Near Vertical



GRAY



KHAKI BLEND



SUMMIT BLEND



# FREQUENTLY ASKED QUESTIONS

---

## **Can I install my own project even if I've never done this sort of work before?**

Yes you can. Use the installation instructions, design ideas, and tips on our website [www.mutualmaterials.com](http://www.mutualmaterials.com) to guide your project.

---

## **What type of maintenance do Mutual Materials pavers require?**

Our pavers require minimal maintenance. Simply pressure wash or use a leaf blower on your project approximately once per year. You may need to sweep more sand into the joints after pressure washing.

---

## **Do I need to seal my pavers?**

No. However, sealers do offer 3 key benefits:

- 1) Sealers help resist penetrating stains.
  - 2) Sealers enhance the color.
  - 3) Certain types of sealers can bind the sand particles in the joints reducing the ability of weeds to generate.
- 

## **Will weeds grow between my pavers?**

Weeds and grass may start to grow between your pavers from seeds and spores blown in by the wind. When this happens you can easily pull them out or use a spot weed killer, or herbicide - it won't damage the pavers.

---

## **What is the white haze or powder on the pavers?**

This is known as efflorescence. All concrete products contain cement which produces water-soluble calcium oxide. Calcium oxide inside the pavers reacts with water and—when carried to the surface through capillaries—reacts with carbon dioxide to form a haze of calcium carbonate. It is a natural process and will wear off in time. The amount of efflorescence is difficult to predict but it does eventually go away. Some specially-formulated cleaners may also be used to wash away efflorescence.

---

## **What do I do if my pavers become stained?**

One of the great benefits to concrete pavers is that the individual stained or damaged pavers can be removed and replaced. Remove the sand around the paver(s) and then use two flat-head screwdrivers to lift them out. It's a good idea to keep a few extra pavers in your shed or garage for just this need.

---

## **How tall can I build my retaining wall?**

The maximum height you can build your wall depends on the retaining wall block you have chosen. The maximum heights for our walls are:

- ManorStone - 3' 6"
  - CypressStone - 4'
  - Roman Cypress - 4'
  - CornerStone: 50 Series - 3'; 100 Series - 4'; 200 Series - 6'
- 

## **Do I have to bury part of the bottom course of my wall?**

Retaining wall blocks need to be securely anchored in the ground. If your wall is three (3) courses or fewer tall, we recommend you bury half of the bottom layer. If your wall is four (4) courses or more tall (up to the maximum recommended height), we recommend burying the entire bottom layer.

---

## **If I'm building terraces, how far apart should they be?**

The distance between terraces (face of wall to face of wall) should be at least two times the lower wall height. For example, if your lower wall is 2 feet tall, you need to go back 4 feet before building your next wall.

---

## **What are the advantages of Mutual Materials retaining wall blocks versus using landscape timbers?**

Our retaining wall units are available in a variety of styles and colors to blend with your home's exterior. And unlike products made from untreated wood which rot, warp, and become insect and rodent motels, our products are made to be durable, flexible and timeless.

---

## **Will the color vary between runs of products?**

Color may vary from one run to the next. It is best to buy all the product for a project at once. We recommend mixing product from different pallets in order to get a more consistent color in your project. This is also known as blending pallets.

---

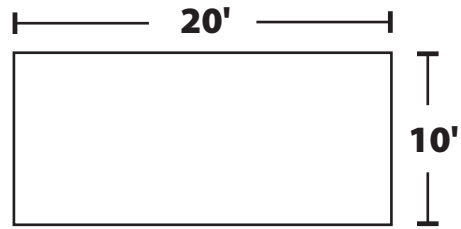


# PROJECT WORKSHEETS

## PAVING STONE PROJECT

### STEP A: Find total square footage

1. Make a drawing of your project (to 1 inch scale if possible).
2. Choose your stone shape and color.
3. Find the total square footage of your project using Step B below.
4. Locate your stone square footage on the product price label.



### STEP B: Formula to determine stones for the project

1. Multiply the length by the width to get the total square footage of the project.

\_\_\_\_\_ Length in feet **X** \_\_\_\_\_ Length in feet = \_\_\_\_\_ Total square feet

2. Multiply the total square footage of the project by square footage of the stone you chose.

\_\_\_\_\_ Sq. ft. **X** \_\_\_\_\_ Sq. ft. per stone = \_\_\_\_\_ Total stones needed  
(calculated above) (calculated on price labels)

## RETAINING WALL PROJECT

### How many stones do I buy? 4" x 12" Wall Block

(Stones required per square foot of wall surface area)

# of Courses	Wall Height	5'	10'	15'	20'	25'
1	4"	5	10	15	20	25
2	8"	10	20	30	40	50
3	12"	15	30	45	60	75
4	16"	20	40	60	80	100
5	20"	25	50	75	100	125
6	24"	30	60	90	120	150


### How many stones do I buy? 6" x 16" Wall Block

(Stones required per square foot of wall surface area)

# of Courses	Wall Height	5'	10'	15'	20'	25'
1	4"	4	8	12	15	19
2	12"	8	16	24	30	38
3	18"	12	24	36	45	57
4	24"	16	32	48	60	76
5	30"	20	40	60	75	95
6	36"	24	48	72	90	114



# PROJECT WORKSHEETS





# BUILDING BEAUTY THAT LASTS



Back Cover: Retaining Walls featuring ManorStone® in Northwest Blend.  
Project by Acorn Construction, LLC

Front Cover: Terraced Hillside and Steps featuring ManorStone® in Northwest Blend.

## Connect with Us!

Visit our website and social media sites

[www.MutualMaterials.com](http://www.MutualMaterials.com)

Shop online at [store.mutualmaterials.com](http://store.mutualmaterials.com)



CornerStone® is a registered trademark of CornerStone Wall Systems.  
RomanStack® is a registered trademark of Risi Stone Products.  
Cultured Stone® is a registered trademark of Boral.  
All other trademarks used herein are property of Mutual Materials Co.

© 2018 Mutual Materials